

RISHABH ENTERPRISES LIMITED

Warden House, 340 J. J. Road, Byculla, Mumbai - 400 008.

CIN: L51909MH1984PLC217695 **PAN:** AAACL4374K

TEL: (91) 22 2302 7900 **FAX:** (91) 22 2307 7231

Website: www.rishabhenterprisesltd.com

Email: cosec@rishabhenterprisesltd.com / cosec@wardgengroup.com

January 14, 2020

To
Metropolitan Stock Exchange of India Limited
4th Floor, Vibgyor Towers,
Plot No. C 62, G Block, Opp. Trident Hotel,
Bandra Kurla Complex, Bandra (E)
Mumbai – 400 098.

Dear Sirs

Sub.: Information as per Regulation 31 of SEBI (Listing Obligations & Disclosure Requirements) Regulations, 2015.


We submit herewith a Statement giving information regarding shareholding pattern of the Company for the Quarter ended December 31, 2019, in the prescribed format.

This is for your information & record.

Thanking you,

Yours truly

For Rishabh Enterprises Limited


Sunil Y. Surve
Director


(DIN:00065166)



Encl.: As above

**Holding of specified securities
Annexure - I**

1. Name of Listed Entity :	Rishabh Enterprises Ltd.
2. Scrip Code/Name of Scrip/Class of Security :	0 / Equity
3. Share Holding Pattern Filed under: Reg. 31(1)(a)/Reg. 31(1)(b)/Reg.31(1)(c)	Regulation 31 (1) (b)
a. If under 31(1)(b) then indicate the report for Quarter ending	31-12-2019
b. If under 31(1)(c) then indicate date of allotment/extinguishment :	
4. Declaration: The Listed entity is required to submit the following declaration to the extent of submission of information:-	
Particulars	Yes*/No*
1 Whether the Listed Entity has issued any partly paid up shares?	No
2 Whether the Listed Entity has issued any Convertible Securities?	No
3 Whether the Listed Entity has issued any Warrants?	No
4 Whether the Listed Entity has any shares against which depository receipts are issued?	No
5 Whether the Listed Entity has any shares in locked-in?	No
6 Whether any shares held by promoters are pledge or otherwise encumbered?	No
7. Whether company has equity shares with differential voting rights?	No
8. Whether the listed entity has any significant beneficial owner?	No
* If the Listed Entity selects the option 'No' for the questions above, the columns for the partly paid up shares, Outstanding Convertible Securities/Warrants, depository receipts, locked-in shares, No of shares pledged or otherwise encumbered by promoters, as applicable, shall not be displayed at the time of dissemination on the Stock Exchange website. Also wherever there is 'No' declared by Listed Entity in above table the values will be considered as 'Zero' by default on submission of the format of holding of specified securities.	



Name of the Company : Rishabh Enterprises Ltd.
 Script Code : Equity
 As on : 31-12-2019

Table I - Summary Statement holding of specified securities

Category (I)	Category of shareholder (II)	Nos. of shareholders (III)	No. of fully paid up equity shares held (IV)	No. of Partly paid-up equity shares held (V)	No. of shares underlying Depository Receipts (VI)	Total nos. shares held (VII) = (IV)+(V)+ (VI)	Shareholding as a % of total no. of shares (calculated as per SCRR, 1957) (VIII) As a % of (A+B+C2)	Number of Voting Rights held in each class of securities (IX)			No. of Shares Underlying Outstanding convertible securities (including Warrants) (X)	Shareholding, as a % assuming full conversion of convertible securities (as a percentage of diluted share capital) (XI)= (VII)+(X) As a % of (A+B+C2)	Number of Locked in shares (XII)		Number of Shares pledged or otherwise encumbered (XIII)		Number of equity shares held in dematerialized form (XIV)	
								No of Voting Rights					Total as a % of (A+B+C)	No. (a)	As a % of total Shares held (b)	No. (a)		As a % of total Shares held (b)
								Class eg: X	Class eg: Y	Total								
(A)	Promoter & Promoter Group	4	281050			281050	28.11	281050		281050	28.11						281050	
(B)	Public	93	718950			718950	71.9	718950		718950	71.9						692350	
(C)	Non Promoter- Non Public																	
(C1)	Shares underlying DRs																	
(C2)	Shares held by Employee Trusts																	
	Total	97	1000000			1000000	100	1000000		1000000	100						973400	




Table II - Statement showing shareholding pattern of the Promoter and Promoter Group

	Category & Name of the Shareholders (I)	No. of shareholder (III)	No. of fully paid up equity shares held (IV)	Partly paid-up equity shares held (V)	Nos. of shares underlying Depository Receipts (VI)	Total nos. shares held (VII = IV+V+VI)	Shareholding % calculated as per SCRR, 1957 As a % of (A+B+C2) (VIII)	Number of Voting Rights held in each class of securities (IX)				No. of Shares Underlying Outstanding convertible securities (including Warrants) (X)	Shareholding, as a % assuming full conversion of convertible securities (as a percentage of diluted share capital) (XI) = (VII)+(X) as a % of A+B+C2	Number of Locked in shares (XII)		Number of Shares pledged or otherwise encumbered (XIII)		Number of equity shares held in dematerialized form (XIV)
								No of Voting Rights			Total as a % of Total Voting rights			No. (a)	As a % of total Shares held (b)	No. (a)	As a % of total shares held (b)	
								Class X	Class Y	Total								
-1	Indian		0	0		0		0										
(a)	Individuals/Hindu undivided Family	1	50	0		50	0.01	50		50	0.01	0.01						50
	SUNIL YASHAWANT SURVE	1	50	0		50	0.01	50		50	0.01	0.01						50
(b)	Central Government/ State Government(s)		0	0		0		0		0								
(c)	Financial Institutions/ Banks		0	0		0		0		0								
(d)	Any Other (specify)	3	281000	0		281000	28.1	281000		281000	28.10	28.1						281000
	BHAIRAV ENTERPRISES LIMITED	1	82000	0		82000	8.2	82000		82000	8.20	8.2						82000
	MRUGESH TRADING LIMITED	1	99500	0		99500	9.95	99500		99500	9.95	9.95						99500
	SHRI GURUDEV EN TRADE LTD	1	99500	0		99500	9.95	99500		99500	9.95	9.95						99500
Sub-Total (A)(1)		4	281050	0		281050	28.11	281050		281050	28.11	28.11						281050
-2	Foreign		0	0		0		0		0								
(a)	Individuals (NonResident Individuals/ Foreign Individuals)		0	0		0		0		0								
(b)	Government		0	0		0		0		0								
(c)	Institutions		0	0		0		0		0								
(d)	Foreign Portfolio Investor		0	0		0		0		0								
(e)	Any Other (specify)		0	0		0		0		0								
Sub-Total (A)(2)			0	0		0		0		0								
Total Shareholding of Promoter and Promoter Group (A)=(A)(1)+(A)(2)		4	281050	0		281050	28.11	281050		281050	28.11	28.11						281050

Details of Shares which remain unclaimed may be given hear along with details such as number of shareholders, outstanding shares held in demat/unclaimed suspense account, voting rights which are frozen etc. Note: (1) PAN would not be displayed on website of Stock Exchange(s). (2) The term Encumbrance has the same meaning as assigned under regulation 28(3) of SEBI (Substantial Acquisition of Shares and Takeovers) Regulations, 2011.


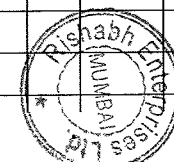


Table III - Statement showing shareholding pattern of the Public shareholder

	Category & Name of the Shareholders (I)	No. of shareholder (III)	No. of fully paid up equity shares held (IV)	Partly paid-up equity shares held (V)	Nos. of shares underlying Depository Receipts (VI)	Total nos. shares held (VII = IV+V+VI)	Shareholding % calculated as per SCRR, 1957 As a % of (A+B+C 2) (VIII)	Number of Voting Rights held in each class of securities (IX)			No. of Shares Underlying Outstanding convertible securities (including Warrants) (X)	Shareholding , as a % assuming full conversion of convertible securities (as a percentage of diluted share capital) (XI) = (VII)+(X) as a % of A+B+C2	Number of Locked in shares (XII)		Number of Shares pledged or otherwise encumbered (XIII)		Number of equity shares held in dematerialized form (XIV)	
								No of Voting Rights					Total as a % of Total Voting rights	No. (a)	As a % of total Shares held (b)	No. (a)		As a % of total shares held (b)
								Class X	Class Y	Total								
-1	Institutions		0	0		0		0										
(a)	Mutual Funds		0	0		0		0										
(b)	Venture Capital Funds		0	0		0		0										
(c)	Alternate Investment Funds		0	0		0		0										
(d)	Foreign Venture Capital Investors		0	0		0		0										
(e)	Foreign Portfolio Investors		0	0		0		0										
(f)	Financial Institutions/ Banks		0	0		0		0										
(g)	Insurance Companies		0	0		0		0										
(h)	Provident Funds/ Pension Funds		0	0		0		0										
(i)	Any Other (specify)		0	0		0		0										
Sub-Total (B)(1)			0	0		0		0										
-2	Central Government/ State Government(s)/ President of India		0	0		0		0										
Sub-Total (B)(2)			0	0		0		0										
-3	Non-institutions		0	0		0		0										
(a(i))	Individuals - i. Individual shareholders holding nominal share capital up to Rs. 2 lakhs.	48	6550	0		6550	0.66	6550	6550	0.66		0.66					4900	
(a(ii))	Individuals - ii. Individual shareholders holding nominal share capital in excess of Rs. 2 lakhs.		0	0		0		0	0									
(b)	NBFCs registered with RBI		0	0		0		0	0									
(c)	Employee Trusts		0	0		0		0	0									
(d)	Overseas Depositories (holding DRs) (balancing figure)		0	0		0		0	0									
(e)	Any Other (specify)	45	712400	0		712400	71.24	712400	712400	71.24		71.24					687450	
	HUF	2	100	0		100	0.01	100	100	0.01		0.01					100	
	WARDEN INFRA PROJECTS PRIVATE LIMIT	1	10000	0		10000	1	10000	10000	1		1					10000	
	RAJAN ENTERPRISES PRIVATE LIMITED	1	10950	0		10950	1.1	10950	10950	1.1		1.1					10950	
	WARDEN PACKAGING & CONTAINERS PVT L	1	11150	0		11150	1.12	11150	11150	1.12		1.12					11150	
	A-ONE COMMERCE PRIVATE LIMITED	1	12000	0		12000	1.2	12000	12000	1.2		1.2					12000	
	WARDEN INTERNATIONAL PRIVATE LIMITE	1	23000	0		23000	2.3	23000	23000	2.3		2.3					23000	
	SUB ROSA TRADING ENTERPRISES LLP	1	24150	0		24150	2.42	24150	24150	2.42		2.42					24150	
	GULSHAN INVESTMENTS CO LTD	1	24500	0		24500	2.45	24500	24500	2.45		2.45					0	
	SUN-N-SEA TRADING CO PVT LTD	1	35000	0		35000	3.5	35000	35000	3.5		3.5					35000	
	ABHINANDAN ENTERPRISES LTD	1	38500	0		38500	3.85	38500	38500	3.85		3.85					38500	
	ASSAM COMPANY INDIA LIMITED	1	65000	0		65000	6.5	65000	65000	6.5		6.5					65000	
	TERRA FIRMA TRADING LLP	1	89550	0		89550	8.96	89550	89550	8.96		8.96					89550	
	LYNX MACHINERY & COMMERCIALS LTD	1	94500	0		94500	9.45	94500	94500	9.45		9.45					94500	
	WARDEN EXPORTS PRIVATE LIMITED	1	97100	0		97100	9.71	97100	97100	9.71		9.71					97100	
	BAJRANG FINANCE LTD	1	160000	0		160000	16	160000	160000	16		16					160000	



Sub-Total (B)(3)	93	718950	0	718950	71.9	718950	71.9	718950	71.9	692350
Total Public Shareholding (B)-(B)(1)+(B)(2)+(B)(3)	93	718950	0	718950	71.9	718950	71.9	718950	71.9	692350
<p>Details of the shareholders acting as persons in Concert including their Shareholding (No. and %):Details of Shares which remain unclaimed may be given hear along with details such as number of shareholders, outstanding shares held in demat/unclaimed suspense account, voting rights which are frozen etc.Note:(1) PAN would not be displayed on website of Stock Exchange(s). (2) The above format needs to be disclosed along with the name of following persons: Institutions/Non Institutions holding more than 1% of total number of shares. (3) W.r.t. the information pertaining to Depository Receipts, the same may be disclosed in the respective columns to the extent information available and the balance to be disclosed as held by custodian,</p>										




Table IV - Statement showing shareholding pattern of the Non Promoter- Non Public shareholder

	Category & Name of the Shareholders (I)	No. of shareholder (III)	No. of fully paid up equity shares held (IV)	Partly paid-up equity shares held (V)	Nos. of shares underlying Depository Receipts (VI)	Total nos. shares held (VII = IV+V+VI)	Shareholding % calculated as per SCRR, 1957 As a % of (A+B+C2) (VIII)	Number of Voting Rights held in each class of securities (IX)				No. of Shares Underlying Outstanding convertible securities (including Warrants) (X)	Shareholding , as a % assuming full conversion of convertible securities (as a percentage of diluted share capital) (XI) = (VII)+(X) as a % of A+B+C2	Number of Locked in shares (XII)		Number of Shares pledged or otherwise encumbered		Number of equity shares held in dematerialized form (XIV)	
								No of Voting Rights			Total as a % of Total Voting rights			No. (a)	As a % of total Shares held (b)	No. (a)	As a % of total shares held (b)		
								Class X	ClassY	Total									
1	Custodian/DR Holder																		
(a)	Name of DR Holder (if available)																		
	Sub-Total C (1)	0	0	0	0	0	0	0	0	0	0	0	0	0	0	0	0	0	0
2	Employee Benefit Trust (under SEBI (Share based Employee Benefit) Regulations, 2014)																		
(a)	Name (abc...																		
	Sub-Total C (2)	0	0	0	0	0	0	0	0	0	0	0	0	0	0	0	0	0	0
	Total Non-Promoter- Non Public Shareholding (C)=[C](1) +[C](2)	0	0	0	0	0	0	0	0	0	0	0	0	0	0	0	0	0	0

Note (1) PAN would not be displayed on website of Stock Exchange(s).(2) The above format needs to disclose name of all holders holding more than 1% of total number of shares (3) W.r.t. the information pertaining to Depository Receipts, the same may be disclosed in the respective columns to the extent information available.




Table V - Statement showing of significant beneficial owners (SBOs)

Sr. No.	Details of the significant beneficial owners (i)			Details of the registered owner (ii)			Details of holding/ exercise of right of the SBO in the reporting company, whether direct or indirect : (iii)		Date of creation / acquisition of significant beneficial interest (iv)
	Name	PAN	Nationality	Name	PAN	Nationality	Number of Shares	Shareholding as a % of total no of shares (calculated as per SCRR, 1957 As as % of (A+B+C2)	

