

RISHABH ENTERPRISES LIMITED

Regd. Off: Warden House, 340, J.J. Road, Byculla, Mumbai 400 008.

CIN: L51909MH1984PLC217695

Tel. (022) 2302 7900 Fax: (022) 2307 7231

Website: www.rishabhenterprisesltd.com

Email: cosec@rishabhenterprisesltd.com

July 11, 2019

To
Metropolitan Stock Exchange of India Limited
4th Floor, Vibgyor Towers,
Plot No. C 62, G Block, Opp. Trident Hotel,
Bandra Kurla Complex, Bandra (E)
Mumbai – 400 098.


Dear Sirs


Sub.: Information as per Regulation 31 of SEBI (Listing Obligations & Disclosure Requirements) Regulations, 2015.

We submit herewith a Statement giving information regarding shareholding pattern of the Company for the Quarter ended June 30, 2019, in the prescribed format.

Thanking you

Yours truly,
For Rishabh Enterprises Limited



Sunil Y. Surve
Director.



Encl.: as above.

**Holding of specified securities
Annexure - I**

1. Name of Listed Entity :	Rishabh Enterprises Ltd.
2. Scrip Code/Name of Scrip/Class of Security :	549510 / Equity
3. Share Holding Pattern Filed under: Reg. 31(1)(a)/Reg. 31(1)(b)/Reg.31(1)(c)	Regulation 31 (1) (b)
a. If under 31(1)(b) then indicate the report for Quarter ending	30-06-2019
b. If under 31(1)(c) then indicate date of allotment/extinguishment :	
4. Declaration: The Listed entity is required to submit the following declaration to the extent of submission of information:-	
Particulars	Yes*/No*
1 Whether the Listed Entity has issued any partly paid up shares?	No
2 Whether the Listed Entity has issued any Convertible Securities?	No
3 Whether the Listed Entity has issued any Warrants?	No
4 Whether the Listed Entity has any shares against which depository receipts are issued?	No
5 Whether the Listed Entity has any shares in locked-in?	No
6 Whether any shares held by promoters are pledge or otherwise encumbered?	No
7. Whether company has equity shares with differential voting rights?	No
8. Whether the listed entity has any significant beneficial owner?	YES
* If the Listed Entity selects the option 'No' for the questions above, the columns for the partly paid up shares, Outstanding Convertible Securities/Warrants, depository receipts, locked-in shares, No of shares pledged or otherwise encumbered by promoters, as applicable, shall not be displayed at the time of dissemination on the Stock Exchange website. Also wherever there is 'No' declared by Listed Entity in above table the values will be considered as 'Zero' by default on submission of the format of holding of specified securities.	



Name of the Company :
Script Code :
As on :

Rishabh Enterprises Ltd.
Equity
30-06-2019

Table I - Summary Statement holding of specified securities

Category (I)	Category of shareholder (II)	Nos. of shareholders (III)	No. of fully paid up equity shares held (IV)	No. of Partly paid-up equity shares held (V)	No. of shares underlying Depository Receipts (VI)	Total nos. shares held (VII) = (IV)+(V)+(VI)	Shareholding as a % of total no. of shares (calculated as per SCRR, 1957) (VIII) As a % of (A+B+C2)	Number of Voting Rights held in each class of securities (IX)				No. of Shares Underlying Outstanding convertible securities (including Warrants) (X)	Shareholding, as a % assuming full conversion of convertible securities (as a percentage of diluted share capital) (XI) = (VII)+(X) As a % of (A+B+C2)	Number of Locked in shares (XII)		Number of Shares pledged or otherwise encumbered (XIII)		Number of equity shares held in dematerialized form (XIV)
								No of Voting Rights			Total as a % of (A+B+C)			No. (a)	As a % of total Shares held (b)	No. (a)	As a % of total Shares held (b)	
								Class eg: X	Class eg: Y	Total								
(A)	Promoter & Promoter Group	4	281050			281050	28.11	281050		281050	28.11							281050
(B)	Public	98	718950			718950	71.9	718950		718950	71.9							689150
(C)	Non Promoter- Non Public																	
(C1)	Shares underlying DRs																	
(C2)	Shares held by Employee Trusts																	
	Total	102	1000000			1000000	100	1000000		1000000	100	100						970200




Table II - Statement showing shareholding pattern of the Promoter and Promoter Group

	Category & Name of the Shareholders (I)	No. of shareholder (III)	No. of fully paid up equity shares held (IV)	Partly paid-up equity shares held (V)	Nos. of shares underlying Depository Receipts (VI)	Total nos. shares held (VII = IV+V+VI)	Shareholding % calculated as per SCRR, 1957 As a % of (A+B+C2) (VIII)	Number of Voting Rights held in each class of securities (IX)				No. of Shares Underlying convertible securities (including Warrants) (X)	Shareholding as a % assuming full conversion of convertible securities (as a percentage of diluted share capital) (XI) = (VII)+(X) as a % of A+B+C2	Number of Locked in shares (XII)		Number of Shares pledged or otherwise encumbered (XIII)		Number of equity shares held in dematerialized form (XIV)
								No of Voting Rights			Total as a % of Total Voting rights			No. (a)	As a % of total Shares held (b)	No. (a)	As a % of total shares held (b)	
								Class X	Class Y	Total								
-1	Indian		0	0		0		0	0									
(a)	Individuals/Hindu undivided Family	1	50	0		50	0.01	50	50	0.01		0.01						50
	SUNIL YASHAWANT SURVE	1	50	0		50	0.01	50	50	0.01		0.01						50
(b)	Central Government/ State Government(s)		0	0		0		0	0									
(c)	Financial Institutions/ Banks		0	0		0		0	0									
(d)	Any Other (specify)	3	281000	0		281000	28.1	281000	281000	28.10		28.1						281000
	BHAIRAV ENTERPRISES LIMITED	1	82000	0		82000	8.2	82000	82000	8.20		8.2						82000
	MRUGESH TRADING LIMITED	1	99500	0		99500	9.95	99500	99500	9.95		9.95						99500
	SHRI GURUDEV EN TRADE LTD	1	99500	0		99500	9.95	99500	99500	9.95		9.95						99500
Sub-Total (A)(1)		4	281050	0		281050	28.11	281050	281050	28.11		28.11						281050
-2	Foreign		0	0		0		0	0									
(a)	Individuals (NonResident Individuals/ Foreign Individuals)		0	0		0		0	0									
(b)	Government		0	0		0		0	0									
(c)	Institutions		0	0		0		0	0									
(d)	Foreign Portfolio Investor		0	0		0		0	0									
(e)	Any Other (specify)		0	0		0		0	0									
Sub-Total (A)(2)			0	0		0		0	0									
Total Shareholding of Promoter and Promoter Group (A)=(A)(1)+(A)(2)		4	281050	0		281050	28.11	281050	281050	28.11		28.11						281050
Details of Shares which remain unclaimed may be given hear along with details such as number of shareholders, outstanding shares held in demat/unclaimed suspense account, voting rights which are frozen etc.Note:(1) PAN would not be displayed on website of Stock Exchange(s).(2) The term Encumbrance has the same meaning as assigned under regulation 28(3) of SEBI (Substantial Acquisition of Shares and Takeovers) Regulations, 2011.																		




Table III - Statement showing shareholding pattern of the Public shareholder

	Category & Name of the Shareholders (I)	No. of shareholder (III)	No. of fully paid up equity shares held (IV)	Partly paid-up equity shares held (V)	Nos. of shares underlying Depository Receipts (VI)	Total nos. shares held (VII = IV+V+VI)	Shareholding % calculated as per SCRR, 1957 As a % of (A+B+C2) (VIII)	Number of Voting Rights held in each class of securities (IX)			No. of Shares Underlying Outstanding convertible securities (including Warrants) (X)	Shareholding , as a % assuming full conversion of convertible securities (as a percentage of diluted share capital) (XI) = (VII)+(X) as a % of A+B+C2	Number of Locked in shares (XII)		Number of Shares pledged or otherwise encumbered (XIII)		Number of equity shares held in dematerialized form (XIV)	
								No of Voting Rights					Total as a % of Total Voting rights	No. (a)	As a % of total Shares held (b)	No. (a)		As a % of total shares held (b)
								Class X	Class Y	Total								
-1	Institutions		0	0		0		0										
(a)	Mutual Funds		0	0		0		0										
(b)	Venture Capital Funds		0	0		0		0										
(c)	Alternate Investment Funds		0	0		0		0										
(d)	Foreign Venture Capital Investors		0	0		0		0										
(e)	Foreign Portfolio Investors		0	0		0		0										
(f)	Financial Institutions/ Banks		0	0		0		0										
(g)	Insurance Companies		0	0		0		0										
(h)	Provident Funds/ Pension Funds		0	0		0		0										
(i)	Any Other (specify)		0	0		0		0										
	Sub-Total (B)(1)		0	0		0		0										
-2	Central Government/ State Government(s)/ President of India		0	0		0		0										
	Sub-Total (B)(2)		0	0		0		0										
-3	Non-institutions		0	0		0		0										
(a)(i)	Individuals - i. Individual shareholders holding nominal share capital up to Rs. 2 lakhs.	49	6350	0		6350	0.64	6350		6350	0.64	0.64						2050
(a)(ii)	Individuals - ii. Individual shareholders holding nominal share capital in excess of Rs. 2 lakhs.		0	0		0		0		0								
(b)	NBFCs registered with RBI		0	0		0		0		0								
(c)	Employee Trusts		0	0		0		0		0								
(d)	Overseas Depositories (holding DRs) (balancing figure)		0	0		0		0		0								
(e)	Any Other (specify)	49	712600	0		712600	71.26	712600		712600	71.26	71.26						687100
	HUF	2	100	0		100	0.01	100		100	0.01	0.01						100
	WARDEN INFRA PROJECTS PRIVATE LIMIT	1	10000	0		10000	1	10000		10000	1	1						10000
	ABHINANDAN ENTERPRISES LTD	1	10500	0		10500	1.05	10500		10500	1.05	1.05						10500
	RAJAN ENTERPRISES PRIVATE LIMITED	1	10950	0		10950	1.1	10950		10950	1.1	1.1						10950
	WARDEN PACKAGING & CONTAINERS PVT L	1	11150	0		11150	1.12	11150		11150	1.12	1.12						11150
	A-ONE COMMERCE PRIVATE LIMITED	1	12000	0		12000	1.2	12000		12000	1.2	1.2						12000
	WARDEN INTERNATIONAL PRIVATE LIMITE	1	23000	0		23000	2.3	23000		23000	2.3	2.3						23000
	SUB ROSA TRADING ENTERPRISES LLP	1	24150	0		24150	2.42	24150		24150	2.42	2.42						24150
	GULSHAN INVESTMENTS CO LTD	1	24500	0		24500	2.45	24500		24500	2.45	2.45						0
	SUN-N-SEA TRADING CO PVT LTD	1	35000	0		35000	3.5	35000		35000	3.5	3.5						35000
	ASSAM COMPANY INDIA LIMITED	1	65000	0		65000	6.5	65000		65000	6.5	6.5						65000
	TERRA FIRMA TRADING LLP	1	89550	0		89550	8.96	89550		89550	8.96	8.96						89550
	LYNX MACHINERY & COMMERCIALS LTD	1	94500	0		94500	9.45	94500		94500	9.45	9.45						94500
	WARDEN EXPORTS PRIVATE LIMITED	1	125100	0		125100	12.51	125100		125100	12.51	12.51						125100
	BAJRANG FINANCE LTD	1	160000	0		160000	16	160000		160000	16	16						160000
	Bodies Corporate	47	712500	0		712500	71.25	712500		712500	71.25	71.25						687000



Sub-Total (B)(3)		98	718950	0		718950	71.9	718950		718950	71.9		71.9					689150
Total Public Shareholding (B)=(B)(1)+(B)(2)+(B)(3)		98	718950	0		718950	71.9	718950		718950	71.9		71.9					689150
<p>Details of the shareholders acting as persons in Concert including their Shareholding (No. and %):Details of Shares which remain unclaimed may be given hear along with details such as number of shareholders, outstanding shares held in demat/unclaimed suspense account, voting rights which are frozen etc.Note:(1) PAN would not be displayed on website of Stock Exchange(s). (2) The above format needs to be disclosed along with the name of following persons: Institutions/Non Institutions holding more than 1% of total number of shares. (3) W.r.t. the information pertaining to Depository Receipts, the same may be disclosed in the respective columns to the extent information available and the balance to be disclosed as held by custodian,</p>																		



Table IV - Statement showing shareholding pattern of the Non Promoter- Non Public shareholder

	Category & Name of the Shareholders (I)	No. of shareholder (III)	No. of fully paid up equity shares held (IV)	Partly paid-up equity shares held (V)	Nos. of shares underlying Depository Receipts (VI)	Total nos. shares held (VII = IV+V+VI)	Shareholding % calculated as per SCRR, 1957 As a % of (A+B+C2) (VIII)	Number of Voting Rights held in each class of securities (IX)			No. of Shares Underlying convertible securities (including Warrants) (X)	Shareholding, as a % assuming full conversion of convertible securities (as a percentage of diluted share capital) (XI) = (VII)+(X) as a % of A+B+C2	Number of Locked in shares (XII)		Number of Shares pledged or otherwise encumbered		Number of equity shares held in dematerialized form (XIV)	
								No of Voting Rights					Total as a % of Total Voting rights	No. (a)	As a % of total Shares held (b)	No. (a)		As a % of total shares held (b)
								Class X	Class Y	Total								
1	Custodian/DR Holder																	
(a)	Name of DR Holder (if available)																	
	Sub-Total [C](1)	0	0	0	0	0	0	0	0	0	0	0	0	0	0	0	0	
2	Employee Benefit Trust (under SEBI (Share based Employee Benefit) Regulations, 2014)																	
(a)	Name (abc...)																	
	Sub-Total [C](2)	0	0	0	0	0	0	0	0	0	0	0	0	0	0	0	0	
	Total Non-Promoter- Non Public Shareholding (C)=[C](1) +[C](2)	0	0	0	0	0	0	0	0	0	0	0	0	0	0	0	0	

Note (1) PAN would not be displayed on website of Stock Exchange(s).(2) The above format needs to disclose name of all holders holding more than 1% of total number of shares (3) W.r.t. the information pertaining to Depository Receipts, the same may be disclosed in the respective columns to the extent information available,

