

RISHABH ENTERPRISES LIMITED

Regd. Off: Warden House, 340, J.J. Road, Byculla, Mumbai 400 008.

CIN: L51909MH1984PLC217695

Tel. (022) 2302 7900 Fax: (022) 2307 7231

Website: www.rishabhenterprisesltd.com

Email: cosec@rishabhenterprisesltd.com

January 16, 2017

To
Metropolitan Stock Exchange of India Limited
4th Floor, Vibgyor Towers,
Plot No. C 62, G Block, Opp. Trident Hotel,
Bandra Kurla Complex, Bandra (E)
Mumbai – 400 098.

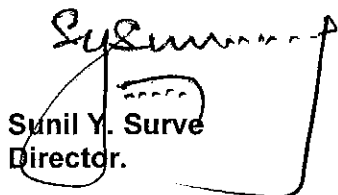
Dear Sirs

Sub.: Information as per Regulation 31 of SEBI (Listing Obligations & Disclosure Requirements) Regulations, 2015.

We submit herewith a Statement giving information regarding shareholding pattern of the Company for the Quarter ended 31st December, 2016, in the prescribed format.

Thanking you

Yours truly,
For **Rishabh Enterprises Limited**


Sunil Y. Surve
Director.

Encl.: as above.

Name of the Company : Rishabh Enterprises Ltd.
 Script Code : 549510
 As on : 31-12-2016

Table I - Summary Statement holding of specified securities						
Category	Category of shareholder	Nos. of shareholders	No. of fully paid up equity shares held	Total nos. shares held	Shareholding as a % of total no. of shares (calculated as per SCRR, 1957)	Number of equity shares held in dematerialized form
(A)	Promoter & Promoter Group	9	395750	395750	39.575	395500
(B)	Public	116	604250	604250	60.425	574400
(C)	Non Promoter- Non Public	0	0	0	0	0
(C1)	Shares underlying DRs	0	0	0	0	0
(C2)	Shares held by Employee Trusts	0	0	0	0	0
	Total	125	1000000	1000000	100	969900





Table II - Statement showing shareholding pattern of the Promoter and Promoter Group

	Category & Name of the Shareholders	No. of shareholder	No. of fully paid up equity shares held	Total nos. shares held	Shareholding % calculated as per SCRR, 1957	Number of equity shares held in dematerialized form
1	Indian					
(a)	Individuals/Hindu undivided Family	5	250	250	0.025	0
	SARITA LUNIA	1	50	50	0.005	0
	SUSHIL LUNIA	1	50	50	0.005	0
	SURESH P UPADHYAY	1	50	50	0.005	0
	SUNIL Y SURVE	1	50	50	0.005	0
	MAHESH P UPADHYAY	1	50	50	0.005	0
(b)	Central Government/ State Government(s)					
		0	0	0	0	0
(c)	Financial Institutions/ Banks					
		0	0	0	0	0
(d)	Any Other (specify)					
		4	395500	395500	39.55	395500
	Bodies Corporate		0			
	SHRI GURUDEV EN TRADE LTD	1	104500	104500	10.45	104500
	VISHVPRABHA TRADING LTD	1	104500	104500	10.45	104500
	MRUGESH TRADING LIMITED	1	104500	104500	10.45	104500
	BHAIRAV ENTERPRISES LIMITED	1	82000	82000	8.2	82000
	Sub-Total-(A) (1)	9	395750	395750	39.575	395500
2	Foreign					
(a)	Indivi/Non-Resi Foreign Indivi					
		0	0	0	0	0
(b)	Government					
		0	0	0	0	0
(c)	Institutions					
		0	0	0	0	0
(d)	Foreign Portfolio Investor					
		0	0	0	0	0
(e)	Any Other (specify)					
		0	0	0	0	0



	Sub-Total-(A)(2)	0	0	0	0	0
	Total Shareholding of Promoter and Promoter Group (A)= (A)(1)+(A)(2)	9	395750	395750	39.575	395500





Table III - Statement showing shareholding pattern of the Public shareholder

	Category & Name of the Shareholders	No. of shareholder	No. of fully paid up equity shares held	Total nos. shares held	Shareholding % calculated as per SCRR, 1957	Number of equity shares held in dematerialized form
1	Institutions					
(a)	Mutual Funds/	0	0	0	0	0
(b)	Venture Capital Funds	0	0	0	0	0
(c)	Alternate Investment Funds	0	0	0	0	0
(d)	Foreign Venture Capital Investors	0	0	0	0	0
(e)	Foreign Portfolio Investors	0	0	0	0	0
(f)	Financial Institutions/ Banks	0	0	0	0	0
(g)	Insurance Companies	0	0	0	0	0
(h)	Provident Funds/ Pension Funds	0	0	0	0	0
(i)	Any Other (specify)	0	0	0	0	0
	Sub-Total-(B) (1)	0	0	0	0	0
2	Central Government/ State Government(s)/ President of India					
		0	0	0	0	0
	Sub-Total-(B)(2)	0	0	0	0	0
3	NON-Institutions					
(a)	Individuals -					



	i. Individual shareholders holding nominal share capital up to Rs. 2 lakhs.					
		68	6150	6150	0.615	2150
	ii. Individual shareholders holding nominal share capital in excess of Rs. 2 lakhs.					
		0	0	0	0	0
	(b) NBFCs registered with RBI					
		0	0	0	0	0
	(c) Employee Trusts					
		0	0	0	0	0
	(d) Overseas Depositories holding DRs) (balancing figure)					
		0	0	0	0	0
	(e) Any Other (specify)					
		48	598100	598100	59.81	572250
	A-ONE COMMERCE PRIVATE LIMITED	1	12000	12000	1.2	12000
	WARDEN PACKAGING & CONTAINERS PVT LTD	1	11150	11150	1.115	11150
	WARDEN EXPORTS PRIVATE LIMITED	1	10100	10100	1.01	10100
	LYNX MACHINERY AND COMMERCIALS LIMITED	1	244500	244500	24.45	244500
	RAJAN ENTERPRISES PRIVATE LIMITED	1	10950	10950	1.095	10950
	WARDEN INTERNATIONAL (AGENCIES) PVT LTD	1	23000	23000	2.3	23000
	WARDEN INFRA PROJECTS PRIVATE LIMITED	1	10000	10000	1	10000
	ASSAM COMPANY INDIA LIMITED	1	65000	65000	6.5	65000
	BAJRANG FINANCE	1	160000	160000	16	160000
	GULSHAN INVESTMENTS CO LT	1	24500	24500	2.45	0
	Sub-Total-(B) (3)	116	604250	604250	60.425	574400
	Total Public Shareholding (B)= (B)(1)+(B)(2)+(B)(3)	116	604250	604250	60.425	574400




Table IV - Statement showing shareholding pattern of the Non Promoter- Non Public shareholder

	Category & Name of the Shareholders	No. of shareholder	No. of fully paid up equity shares held	Total nos. shares held	Number of equity shares held in dematerialized form
	1 Custodian/DR				
(a)	Name of DR Holder (if available)				
	Sub-Total [C](1)	0	0	0	0
	2 Employee Benefit Trust (under SEBI (Share based Employee Benefit) Regulations, 2014)				
(a)	Name (abc...				
	Sub-Total [C](2)	0	0	0	0
		0	0	0	0

