

(1)(a) Statement showing ShareHolding Pattern

Name of the Company : Rishabh Enterprises Ltd.

Quarter Ended : 31-12-2014


Scrip Code : 549510

| Partly paid-up Shares                 | No.of Partly paid-up Shares | As a % of total No. of Partly paid-up Shares | As a % of Total no. of Shares of the Company |
|---------------------------------------|-----------------------------|--|--|
| Held by Promoters/<br>Promoters Group | 0                           |  |  |
| Held by Public                        | 0                           |  |  |
| <b>TOTAL - D</b>                      | <b>0</b>                    |  |  |

| Outstanding Conv. Securities          | No.of Outstanding Securities | As a % of Total no.of O/S Conv.Securities | As a % of Total no.of shares of the Co., assuming full conv. |
|---------------------------------------|------------------------------|---|--|
| Held by Promoters/<br>Promoters Group | 0                            |   |  |
| Held by Public                        | 0                            |   |  |
| <b>TOTAL - E</b>                      | <b>0</b>                     |   |  |

| Warrants :                            | No.of Warrants | As a % of Total no.of Warrants | As a % of Total no.of shares of the Co., assuming full conv. |
|---------------------------------------|----------------|--------------------------------|--|
| Held by Promoters/<br>Promoters Group | 0              |                                |  |
| Held by Public                        | 0              |                                |  |
| <b>TOTAL - F</b>                      | <b>0</b>       |                                |  |

|   |         |  |  |
|---|---------|--|--|
| Total paid-up Capital of the Company assum- ing full conv. Of warrants & securities | 1000000 |  |  |
|---|---------|--|--|



A handwritten signature in black ink, appearing to be "S. M. ...".


## Statement Showing Shareholding Pattern - Table (I)(a)

Rishabh Enterprises Ltd.

Scrip Code : 549510

Quarter Ended : 31-12-2014

| Category code | Category of Shareholder  | Number of Shareholders | Total number of shares | Number of shares held in dematerialized form | Total shareholding as a percentage of total number of shares |                            | Shares pledged or otherwise encumbered |                               |
|---------------|--|------------------------|------------------------|--|--|----------------------------|--|-------------------------------|
|               |  |                        |                        |  | As a percentage of (A+B) <sup>1</sup>                        | As a percentage of (A+B+C) | Number of shares                       | As a % of Total No. of Shares |
| (A)           | Shareholding of Promoter and Promoter Group <sup>2</sup>                         |                        |                        |  |  |                            |  |                               |
| 1             | Indian   |                        |                        |  |  |                            |  |                               |
| a             | Individual/Huf   | 5                      | 250                    | 0  | 0.025  | 0.025                      | 0                                      | 0.000                         |
| b             | Central/State Govt   | 0                      | 0                      | 0  | 0.000  | 0.000                      | 0                                      | 0.000                         |
| c             | Bodies Corporate   | 8                      | 395500                 | 395500                                       | 39.550   | 39.550                     | 0                                      | 0.000                         |
| d             | Fins / Banks   | 0                      | 0                      | 0  | 0.000  | 0.000                      | 0                                      | 0.000                         |
| e             | Any Other specify  | 0                      | 0                      | 0  | 0.000  | 0.000                      | 0                                      | 0.000                         |
| e-1           |  | 0                      | 0                      | 0  | 0.000  | 0.000                      | 0                                      | 0.000                         |
| e-2           |  | 0                      | 0                      | 0  | 0.000  | 0.000                      | 0                                      | 0.000                         |
|               | Sub Total(A)(1)  | 13                     | 395750                 | 395500                                       | 39.575   | 39.575                     | 0                                      | 0.000                         |
| 2             | Foreign  |                        |                        |  |  |                            |  |                               |
| a             | Indv NRI/For Ind   | 0                      | 0                      | 0  | 0.000  | 0.000                      | 0                                      | 0.000                         |
| b             | Bodies Corporate   | 0                      | 0                      | 0  | 0.000  | 0.000                      | 0                                      | 0.000                         |
| c             | Institutions   | 0                      | 0                      | 0  | 0.000  | 0.000                      | 0                                      | 0.000                         |
| d             | Qualified For Inv.   | 0                      | 0                      | 0  | 0.000  | 0.000                      | 0                                      | 0.000                         |
| e             | Any Other Specify  | 0                      | 0                      | 0  | 0.000  | 0.000                      | 0                                      | 0.000                         |
| e-1           |  | 0                      | 0                      | 0  | 0.000  | 0.000                      | 0                                      | 0.000                         |
| e-2           |  | 0                      | 0                      | 0  | 0.000  | 0.000                      | 0                                      | 0.000                         |
|               | Sub Total(A)(2)  | 0                      | 0                      | 0  | 0.000  | 0.000                      | 0                                      | 0.000                         |
|               | Total Shareholding of Promoter and Promoter Group<br>Total (A)=<br>(A)(1)+(A)(2) | 13                     | 395750                 | 395500                                       | 39.575   | 39.575                     | 0                                      | 0.000                         |
| (B)           | Public shareholding  |                        |                        |  |  |                            |  |                               |
| 1             | Institutions   |                        |                        |  |  |                            |  |                               |
| a             | Mutual Funds   | 0                      | 0                      | 0  | 0.000  | 0.000                      |  |                               |
| b             | Fins / Banks   | 0                      | 0                      | 0  | 0.000  | 0.000                      |  |                               |
| c             | Central/State Govt   | 0                      | 0                      | 0  | 0.000  | 0.000                      |  |                               |
| d             | Venture Cap Fund   | 0                      | 0                      | 0  | 0.000  | 0.000                      |  |                               |
| e             | Insurance Comp(s)  | 0                      | 0                      | 0  | 0.000  | 0.000                      |  |                               |
| f             | Foreign Ins Invest   | 0                      | 0                      | 0  | 0.000  | 0.000                      |  |                               |
| g             | Foreign Ven Cap In   | 0                      | 0                      | 0  | 0.000  | 0.000                      |  |                               |




## Statement Showing Shareholding Pattern - Table (I)(a)

Rishabh Enterprises Ltd.

Scrip Code : 549510


Quarter Ended : 31-12-2014

| Category code | Category of Shareholder                        | Number of Shareholders | Total number of shares | Number of shares held in dematerialized form | Total shareholding as a percentage of total number of shares |                            | Shares pledged or otherwise encumbered |                               |
|---------------|--|------------------------|------------------------|--|--|----------------------------|--|-------------------------------|
|               |  |                        |                        |  | As a percentage of (A+B) <sup>1</sup>                        | As a percentage of (A+B+C) | Number of shares                       | As a % of Total No. of Shares |
| h             | Qualified For. Inv.                            | 0                      | 0                      | 0  | 0.000  | 0.000                      |  |                               |
| i             | Any Other -Specify                             | 0                      | 0                      | 0  | 0.000  | 0.000                      |  |                               |
| i-1           |  | 0                      | 0                      | 0  | 0.000  | 0.000                      |  |                               |
| i-2           |  | 0                      | 0                      | 0  | 0.000  | 0.000                      |  |                               |
|               |  |                        |                        |  |  |                            |  |                               |
|               | Sub-Total (B)(1)                               | 0                      | 0                      | 0  | 0.000  | 0.000                      |  |                               |
|               |  |                        |                        |  |  |                            |  |                               |
| B 2           | Non-institutions                               |                        |                        |  |  |                            |  |                               |
| a             | Bodies Corporates                              | 49                     | 598050                 | 572100                                       | 59.805   | 59.805                     |  |                               |
| b             | Individuals                                    |                        |                        |  |  |                            |  |                               |
|               | i) upto Rs 1-Lac                               | 69                     | 6200                   | 2150   | 0.620  | 0.620                      |  |                               |
|               | ii) above Rs1-Lac                              | 0                      | 0                      | 0  | 0.000  | 0.000                      |  |                               |
| c             | Qualified For. Inv.                            | 0                      | 0                      | 0  | 0.000  | 0.000                      |  |                               |
| d             | Any Other -Clr-Mem                             | 0                      | 0                      | 0  | 0.000  | 0.000                      |  |                               |
| d-1           |  | 0                      | 0                      | 0  | 0.000  | 0.000                      |  |                               |
| d-2           |  | 0                      | 0                      | 0  | 0.000  | 0.000                      |  |                               |
|               | -OCB   | 0                      | 0                      | 0  | 0.000  | 0.000                      |  |                               |
|               | -NRI   | 0                      | 0                      | 0  | 0.000  | 0.000                      |  |                               |
|               |  |                        |                        |  |  |                            |  |                               |
|               | Sub-Total (B)(2)                               | 118                    | 604250                 | 574250                                       | 60.425   | 60.425                     |  |                               |
|               |  |                        |                        |  |  |                            |  |                               |
| (B)           | Total (B)=(B)(1)+(B)(2)                        | 118                    | 604250                 | 574250                                       | 60.425   | 60.425                     |  |                               |
|               |  |                        |                        |  |  |                            |  |                               |
|               | TOTAL (A)+(B)                                  | 131                    | 1000000                | 969750                                       |  | 100.000                    | 0                                      | 0.000                         |
|               |  |                        |                        |  |  |                            |  |                               |
| (C)           | Held by Custodians against Depository Receipts |                        |                        |  |  |                            |  |                               |
|               | PROMOTER & PRO GRP                             | 0                      | 0                      | 0  |  | 0.000                      |  |                               |
|               | PUBLIC   | 0                      | 0                      | 0  |  | 0.000                      |  |                               |
|               |  |                        |                        |  |  |                            |  |                               |
|               | GRAND TOTAL (A)+(B)+(C)                        | 131                    | 1000000                | 969750                                       |  | 100.000                    | 0                                      | 0.000                         |



(I)(b) Statement showing holding of securities (including shares, warrants, convertible securities) of persons belonging to the category "Promoter and Promoter Group"

| Sr. No. | Ref. No  | Name of the shareholder         | Total Shares held |                                    | Shares pledged or otherwise encumbered |                        |                                    | Details of warrant      |  | Details of convertible securities     |  | Total shares (including underlying shares assuming full conversion of warrant and convertible securities) as a % of diluted share capital |
|---------|----------|---------------------------------|-------------------|------------------------------------|--|------------------------|------------------------------------|-------------------------|--|---------------------------------------|--|---|
|         |          |                                 | Number            | As a % of grand total (A)+(B)+( C) | Number                                 | % of Total shares held | As a % of grand total (A)+(B)+( C) | Number of warrants held | As a % of total No of warrants of the same class | Number of convertible securities held | As a % of total No of convertible securities of the same class |   |
| 1       | 00013259 | SHRI GURUDEV EN TRADE LTD       | 104500            | 0.450                              | 0                                      | 0.000                  | 0.000                              | 0                       | 0.000  | 0                                     | 0.000  | 10.450  |
| 2       | 00013381 | VISHVPRABHA TRADING LTD         | 104500            | 0.450                              | 0                                      | 0.000                  | 0.000                              | 0                       | 0.000  | 0                                     | 0.000  | 10.450  |
| 3       | 00014613 | MRUGESH TRADING LIMITED         | 104500            | 0.450                              | 0                                      | 0.000                  | 0.000                              | 0                       | 0.000  | 0                                     | 0.000  | 10.450  |
| 4       | 00014626 | BHAIRAV ENTERPRISES LIMITED     | 82000             | 0.200                              | 0                                      | 0.000                  | 0.000                              | 0                       | 0.000  | 0                                     | 0.000  | 8.200   |
| 5       | 000332   | SUSHIL LUNIA                    | 50                | 0.005                              | 0                                      | 0.000                  | 0.000                              | 0                       | 0.000  | 0                                     | 0.000  | 0.005   |
| 6       | 000333   | SARITA LUNIA                    | 50                | 0.005                              | 0                                      | 0.000                  | 0.000                              | 0                       | 0.000  | 0                                     | 0.000  | 0.005   |
| 7       | 000340   | SUNIL Y SURVE                   | 50                | 0.005                              | 0                                      | 0.000                  | 0.000                              | 0                       | 0.000  | 0                                     | 0.000  | 0.005   |
| 8       | 000347   | MAHESH P UPADHYAY               | 50                | 0.005                              | 0                                      | 0.000                  | 0.000                              | 0                       | 0.000  | 0                                     | 0.000  | 0.005   |
| 9       | 000349   | SURESH P UPADHYAY               | 50                | 0.005                              | 0                                      | 0.000                  | 0.000                              | 0                       | 0.000  | 0                                     | 0.000  | 0.005   |
|         |          | Total Promoter & Promoter Group | 395750            | 0.575                              | 0                                      | 0.000                  | 0.000                              | 0                       | 0.000  | 0                                     | 0.000  | 39.575  |




Sym.

(1)(c) Statement showing holding of securities (including shares, warrants, convertible securities) of persons belonging to the category "Public" and holding more than 1% of the total number of shares

| Sr. No. | Ref-Num    | Name of the shareholder             | Number of shares | Shares as a percentage of total number of shares (i.e., Grand Total (A)+(B)+(C) indicated in Statement at para (1)(a) above) | Details of warrant      |  | Details of convertible securities     |  | Total shares (including underlying shares assuming full conversion of warrant and convertible securities) as a % of diluted share capital |
|---------|------------|-------------------------------------|------------------|--|-------------------------|--|---------------------------------------|--|---|
|         |            |                                     |                  |  | Number of warrants held | As a % of total No of warrants of the same class | Number of convertible securities held | As a % of total No of convertible securities of the same class |   |
| 1       | AAACA3879Q | A-ONE COMMERCE PRIVATE LIMITED      | 12000            | 1.200  | 0                       | 0.000  | 0                                     | 0.000  | 1.200   |
| 2       | AAACT7590B | ASSAM COMPANY INDIA LIMITED         | 65000            | 6.500  | 0                       | 0.000  | 0                                     | 0.000  | 6.500   |
| 3       | AAACB0493R | BAJRANG FINANCE LTD                 | 160000           | 16.000   | 0                       | 0.000  | 0                                     | 0.000  | 16.000  |
| 4       | 000233     | GULSHAN INVESTMENTS CO LTD          | 24500            | 2.450  | 0                       | 0.000  | 0                                     | 0.000  | 2.450   |
| 5       | AAACL4374K | LYNX MACHINERY & COMMERCIALS LTD    | 24500            | 2.450  | 0                       | 0.000  | 0                                     | 0.000  | 2.450   |
| 6       | AAACL4374K | LYNX MACHINERY AND COMMERCIALS LIM  | 220000           | 22.000   | 0                       | 0.000  | 0                                     | 0.000  | 22.000  |
| 7       | AAACR6880L | RAJAN ENTERPRISES PRIVATE LIMITED   | 10950            | 1.095  | 0                       | 0.000  | 0                                     | 0.000  | 1.095   |
| 8       | AAACW0365K | WARDEN EXPORTS PRIVATE LIMITED      | 10100            | 1.010  | 0                       | 0.000  | 0                                     | 0.000  | 1.010   |
| 9       | AAACC1578L | WARDEN INFRA PROJECTS PRIVATE LIMIT | 10000            | 1.000  | 0                       | 0.000  | 0                                     | 0.000  | 1.000   |
| 10      | AAACW0749H | WARDEN INTERNATIONAL (AGENCIES) PVT | 23000            | 2.300  | 0                       | 0.000  | 0                                     | 0.000  | 2.300   |
| 11      | AAACW0369F | WARDEN PACKAGING & CONTAINERS PVT L | 11150            | 1.115  | 0                       | 0.000  | 0                                     | 0.000  | 1.115   |
|         |            |                                     |                  | 0.000  |                         |  |                                       |  |   |
|         |            | Total                               | 571200           | 57.120   | 0                       | 0.000  | 0                                     | 0.000  | 57.120  |




| (I)(c) Statement showing holding of securities (including shares, warrants, convertible securities) of persons (together with PAC) belonging to the category "Public" and holding more than 5% of the total number of shares |            |                                    |                  |  |                         |  |                                       |  |   |
|--|------------|------------------------------------|------------------|--|-------------------------|--|---------------------------------------|--|---|
| Sr. No.  | Ref-Num    | Name of the shareholder            | Number of shares | Shares as a percentage of total number of shares (i.e., Grand Total (A)+(B)+(C) indicated in Statement at para (I)(a) above; | Details of warrant      |  | Details of convertible securities     |  | Total shares (including underlying shares assuming full conversion of warrant and convertible securities) as a % of diluted share capital |
|  |            |                                    |                  |  | Number of warrants held | As a % of total No of warrants of the same class | Number of convertible securities held | As a % of total No of convertible securities of the same class |   |
| 1  | AAACT759DB | ASSAM COMPANY INDIA LIMITED        | 65000            | 6.500  | 0                       | 0.000  | 0                                     | 0.000  | 6.500   |
| 2  | AAACB0493R | BAJRANG FINANCE LTD                | 160000           | 16.000   | 0                       | 0.000  | 0                                     | 0.000  | 16.000  |
| 3  | AAACL4374K | LYNX MACHINERY AND COMMERCIALS LIM | 220000           | 22.000   | 0                       | 0.000  | 0                                     | 0.000  | 22.000  |
|  |            |                                    |                  | 0.000  |                         |  |                                       |  |   |
|  |            | Total -Public [ 5% & above ]       | 445000           | 44.500   | 0                       | 0.000  | 0                                     | 0.000  | 44.500  |
|  |            |                                    |                  |  |                         |  |                                       |  |   |
|  |            |                                    |                  |  |                         |  |                                       |  |   |
|  |            |                                    |                  |  |                         |  |                                       |  |   |
|  |            |                                    |                  |  |                         |  |                                       |  |   |
|  |            |                                    |                  |  |                         |  |                                       |  |   |
|  |            |                                    |                  |  |                         |  |                                       |  |   |
|  |            |                                    |                  |  |                         |  |                                       |  |   |
|  |            |                                    |                  |  |                         |  |                                       |  |   |
|  |            |                                    |                  |  |                         |  |                                       |  |   |
|  |            |                                    |                  |  |                         |  |                                       |  |   |
|  |            |                                    |                  |  |                         |  |                                       |  |   |
|  |            |                                    |                  |  |                         |  |                                       |  |   |
|  |            |                                    |                  |  |                         |  |                                       |  |   |
|  |            |                                    |                  |  |                         |  |                                       |  |   |
|  |            |                                    |                  |  |                         |  |                                       |  |   |



*Signature*

**(I)(d) Statement showing details of locked-in shares**

| Sr. No. | Ref- Num | Name of the shareholder          | Number of locked-in shares | Locked-in shares as a percentage of total number of shares {i.e., Grand Total (A)+(B)+(C) indicated in Statement at para (I)(a) above} | Promoter/Promoter Group/Public |
|---------|----------|----------------------------------|----------------------------|--|--------------------------------|
| 1       | 28020600 | ASSAM COMPANY INDIA LIMITED      | 65000                      | 6.500  | -Pub                           |
| 2       | 17813845 | BAJRANG FINANCE LTD              | 160000                     | 16.000   | -Pub                           |
| 3       | 00014628 | BHAIRAV ENTERPRISES LIMITED      | 70000                      | 7.000  | -Pro                           |
| 4       | 00014628 | BHAIRAV ENTERPRISES LIMITED      | 12000                      | 1.200  | -Pro                           |
| 5       | 00013303 | LYNX MACHINERY & COMMERCIALS LTD | 24500                      | 2.450  | -Pub                           |
| 6       | 10113487 | LYNX MACHINERY AND COMMERCIALS L | 220000                     | 22.000   | -Pub                           |
| 7       | 00014613 | MRUGESH TRADING LIMITED          | 80000                      | 8.000  | -Pro                           |
| 8       | 00014613 | MRUGESH TRADING LIMITED          | 24500                      | 2.450  | -Pro                           |
| 9       | 00013259 | SHRI GURUDEV EN TRADE LTD        | 24500                      | 2.450  | -Pro                           |
| 10      | 00013259 | SHRI GURUDEV EN TRADE LTD        | 80000                      | 8.000  | -Pro                           |
| 11      | 00013381 | VISHVPRABHA TRADING LTD          | 24500                      | 2.450  | -Pro                           |
| 12      | 00013381 | VISHVPRABHA TRADING LTD          | 80000                      | 8.000  | -Pro                           |
|         |          |                                  |                            |  |                                |
|         |          |                                  |                            |  |                                |
|         |          |                                  |                            |  |                                |
|         |          | Total Locked in Shares           | 865000                     | 86.500   |                                |



*Sum*

**(II)(a) Statement showing details of Depository Receipts (DRs)**

| Sr. No. | Ref-Num | Name of theHolder | Type of outstanding DR (ADRs, GDRs, SDRs, etc.) | Number of outstanding DRs | Number of shares underlying outstanding DRs | Shares underlying outstanding DRs as a percentage of total number of shares {i.e., Grand Total (A)+(B)+(C) indicated in Statement at para (I)(a) above} |
|---------|---------|-------------------|---|---------------------------|---|---|
|         |         |                   |   |                           |   |   |




*Sum*



**(II)(b) Statement showing Holding of Depository Receipts (DRs), where underlying shares held by Promoter/Promoter Group are in excess of 1% of the total number of shares**

| Sr. No. | Ref-Num | Name of the DR Holder | Type of outstanding DR (ADRs, GDRs, SDRs, etc.) | Number of outstanding DRs | Number of shares underlying outstanding DRs | Shares underlying outstanding DRs as a percentage of total number of shares {i.e., Grand Total (A)+(B)+(C) indicated in Statement at para (I)(a) above} |
|---------|---------|-----------------------|---|---------------------------|---|---|
|         |         |                       |   |                           |   |   |



*Handwritten signature*