

(1)(a) Statement showing ShareHolding Pattern

Name of the Company /

Name of the Scrip : Rishabh Enterprises Ltd.

Quarter Ended : 30-06-2015


Scrip Code : 549510 Class of security : Equity

Partly paid-up Shares	No.of Partly paid-up Shares	As a % of total No. of Partly paid-up Shares	As a % of Total no. of Shares of the Company
Held by Promoters/ Promoters Group	0		
Held by Public	0		
TOTAL - D	0		

Outstanding Conv. Securities	No.of Outstanding Securities	As a % of Total no.of O/S Conv.Securities	As a % of Total no.of shares of the Co., assuming full conv.
Held by Promoters/ Promoters Group	0		
Held by Public	0		
TOTAL - E	0		


Warrants :	No.of Warrants	As a % of Total no.of Warrants	As a % of Total no.of shares of the Co., assuming full conv.
Held by Promoters/ Promoters Group	0		
Held by Public	0		
TOTAL - F	0		

Total paid-up Capital of the Company assum- ing full conv. Of warrants & securities	1000000
---	---------



Scrip Code : 549510
Quarter Ended : 30-06-2015

Category code	Category of Shareholder	Number of Shareholders	Total number of shares	Number of shares held in dematerialized form	Total shareholding as a percentage of total number of shares		Shares pledged or otherwise encumbered	
					As a percentage of(A+B) ¹	As a percentage of (A-B+C)	Number of shares	As a % of Total No. of Shares
(A)	Shareholding of Promoter and Promoter Group							
1	Indian							
a	Individual/Huf	5	250	0	0.025	0.025	0	0.000
b	Central/State Gov	0	0	0	0.000	0.000	0	0.000
c	Bodies Corporates	4	395500	395500	39.550	39.550	0	0.000
d	Fins / Banks	0	0	0	0.000	0.000	0	0.000
e	Any Other specify	0	0	0	0.000	0.000	0	0.000
e-1		0	0	0	0.000	0.000	0	0.000
e-2		0	0	0	0.000	0.000	0	0.000
	Sub Total(A)(1)	9	395750	395500	39.575	39.575	0	0.000
2	Foreign							
a	Indv NRI/For Ind	0	0	0	0.000	0.000	0	0.000
b	Bodies Corporate	0	0	0	0.000	0.000	0	0.000
c	Institutions	0	0	0	0.000	0.000	0	0.000
d	Qualified For.Inv.	0	0	0	0.000	0.000	0	0.000
e	Any Other Specify	0	0	0	0.000	0.000	0	0.000
e-1		0	0	0	0.000	0.000	0	0.000
e-2		0	0	0	0.000	0.000	0	0.000
	Sub Total(A)(2)	0	0	0	0.000	0.000	0	0.000
	Total Shareholding of Promoter and Promoter Group Total (A)= (A)(1)+(A)(2)	9	395750	395500	39.575	39.575	0	0.000
(B)	Public shareholding							
1	Institutions							
a	Mutual Funds	0	0	0	0.000	0.000		
b	Fins / Banks	0	0	0	0.000	0.000		
c	Central/State Govt	0	0	0	0.000	0.000		
d	Venture Cap Fund	0	0	0	0.000	0.000		
e	Insurance Comp(s)	0	0	0	0.000	0.000		
f	Foreign Ins Invest	0	0	0	0.000	0.000		
g	Foreign Ven Cap In	0	0	0	0.000	0.000		




Statement Showing Shareholding Pattern - Table (I)(a)

Rishabh Enterprises Ltd.

Scrip Code : 549510


Quarter Ended : 30-06-2015

Category code	Category of Shareholder	Number of Shareholders	Total number of shares	Number of shares held in dematerialized form	Total shareholding as a percentage of total number of shares		Shares pledged or otherwise encumbered	
					As a percentage of (A+B) ⁱ	As a percentage of (A+B+C)	Number of shares	As a % of Total No. of Shares
h	Qualified For. Inv.	0	0	0	0.000	0.000		
i	Any Other -Specify	0	0	0	0.000	0.000		
i-1		0	0	0	0.000	0.000		
i-2		0	0	0	0.000	0.000		
	Sub-Total (B)(1)	0	0	0	0.000	0.000		
B 2	Non-institutions							
a	Bodies Corporates	48	598050	572100	59.805	59.805		
b	Individuals							
	i) upto Rs 1-Lac	69	6200	2150	0.620	0.620		
	ii) above Rs1-Lac	0	0	0	0.000	0.000		
c	Qualified For. Inv.	0	0	0	0.000	0.000		
d	Any Other -Clr-Mem	0	0	0	0.000	0.000		
d-1		0	0	0	0.000	0.000		
d-2		0	0	0	0.000	0.000		
	-OCB	0	0	0	0.000	0.000		
	-NRI	0	0	0	0.000	0.000		
	Sub-Total (B)(2)	117	604250	574250	60.425	60.425		
(B)	Total (B)=(B)(1)+(B)(2)	117	604250	574250	60.425	60.425		
	TOTAL (A)+(B)	126	1000000	969750		100.000	0	0.000
(C)	Held by Custodians against Depository Receipts							
	PROMOTER & PRO GRP	0	0	0		0.000		
	PUBLIC	0	0	0		0.000		
	GRAND TOTAL (A)+(B)+(C)	126	1000000	969750		100.000	0	0.000




(I)(b) Statement showing holding of securities (including shares, warrants, convertible securities) of persons belonging to the category "Promoter and Promoter Group"

Sr. No.	Ref- No	Name of the shareholder	Total Shares held		Shares pledged or otherwise encumbered			Details of warrant		Details of convertible securities		Total shares (including underlying shares assuming full conversion of warrant and convertible securities) as a % of diluted share capital
			Number	As a % of grand total (A)+(B)+(C)	Number	% of Total shares held	As a % of grand total (A)+(B)+(C)	Number of warrants held	As a % of total No of warrants of the same class	Number of convertible securities held	As a % of total No of convertible securities of the same class	
1	00013259	SHRI GURUDEV EN TRADE LTD	104500	10.450	0	0.000	0.000	0	0.000	0	0.000	10.450
2	00013381	VISHVPRABHA TRADING LTD	104500	10.450	0	0.000	0.000	0	0.000	0	0.000	10.450
3	00014613	MRUGESH TRADING LIMITED	104500	10.450	0	0.000	0.000	0	0.000	0	0.000	10.450
4	00014628	BHAIRAV ENTERPRISES LIMITED	82000	8.200	0	0.000	0.000	0	0.000	0	0.000	8.200
5	000332	SUSHIL LUNIA	50	0.005	0	0.000	0.000	0	0.000	0	0.000	0.005
6	000333	SARITA LUNIA	50	0.005	0	0.000	0.000	0	0.000	0	0.000	0.005
7	000340	SUNIL Y SURVE	50	0.005	0	0.000	0.000	0	0.000	0	0.000	0.005
8	000347	MAHESH P UPADHYAY	50	0.005	0	0.000	0.000	0	0.000	0	0.000	0.005
9	000349	SURESH P UPADHYAY	50	0.005	0	0.000	0.000	0	0.000	0	0.000	0.005
		Total Promoter & Promoter Group	395750	39.575	0	0.000	0.000	0	0.000	0	0.000	39.575



(I)(c) Statement showing holding of securities (including shares, warrants, convertible securities) of persons belonging to the category "Public" and holding more than 1% of the total number of shares


Sr. No.	Ref-Num	Name of the shareholder	Number of shares	Shares as a percentage of total number of shares (i.e., Grand Total (A)+(B)+(C) indicated in Statement at para (I)(a) above)	Details of warrant		Details of convertible securities		Total shares (including underlying shares assuming full conversion of warrant and convertible securities) as a % of diluted share capital
					Number of warrants held	As a % of total No of warrants of the same class	Number of convertible securities held	As a % of total No of convertible securities of the same class	
1	AAACA3879Q	A-ONE COMMERCE PRIVATE LIMITED	12000	1.200	0	0.000	0	C.000	1.200
2	AAACT7590B	ASSAM COMPANY INDIA LIMITED	65000	6.500	0	0.000	0	C.000	6.500
3	AAACB0493R	BAJRANG FINANCE LTD	160000	16.000	0	0.000	0	C.000	16.000
4	000233	GULSHAN INVESTMENTS CO LTD	24500	2.450	0	0.000	0	C.000	2.450
5	AAACL4374K	LYNX MACHINERY AND COMMERCIALS LIMI	244500	24.450	0	0.000	0	C.000	24.450
6	AAACR6880L	RAJAN ENTERPRISES PRIVATE LIMITED	10950	1.095	0	0.000	0	C.000	1.095
7	AAACW0365K	WARDEN EXPORTS PRIVATE LIMITED	10100	1.010	0	0.000	0	C.000	1.010
8	AAACC1578L	WARDEN INFRA PROJECTS PRIVATE LIMIT	10000	1.000	0	0.000	0	C.000	1.000
9	AAACW0749H	WARDEN INTERNATIONAL (AGENCIES) PVT	23000	2.300	0	0.000	0	C.000	2.300
10	AAACW0369F	WARDEN PACKAGING & CONTAINERS PVT L	11150	1.115	0	0.000	0	C.000	1.115
				0.000					
		Total	571200	57.120	0	0.000	0	C.000	57.120



(I)(c) Statement showing holding of securities (including shares, warrants, convertible securities) of persons (together with PAC) belonging to the category


"Public" and holding more than 5% of the total number of shares

Sr. No.	Ref-Num	Name of the shareholder	Number of shares	Shares as a percentage of total number of shares (i.e., Grand Total (A)+(B)+(C) indicated in Statement at para (I)(a) above)	Details of warrant		Details of convertible securities		Total shares (including underlying shares assuming full conversion of warrant and convertible securities) as a % of diluted share capital
					Number of warrants held	As a % of total No of warrants of the same class	Number of convertible securities held	As a % of total No of convertible securities of the same class	
1	AAACT7590B	ASSAM COMPANY INDIA LIMITED	65000	6.500	0	0.000	0	0.000	6.500
2	AAACB0493R	BAJRANG FINANCE LTD	160000	16.000	0	0.000	0	0.000	16.000
3	AAACL4374K	LYNX MACHINERY AND COMMERCIALS LIMI	244500	24.450	0	0.000	0	0.000	24.450
				0.000					
		Total -Public [5% & above]	469500	46.950	0	0.000	0	0.000	46.950




(I)(d) Statement showing details of locked-in shares

Sr. No.	Ref- Num	Name of the shareholder	Number of locked-in shares	Locked-in shares as a percentage of total number of shares {i.e., Grand Total (A)+(B)+(C) indicated in Statement at para (I)(a) above}	Promoter/Promoter Group/Public
1	28020600	ASSAM COMPANY INDIA LIMITED	65000	6.500	-Pub
2	17813845	BAJRANG FINANCE LTD	160000	16.000	-Pub
3	00014628	BHAIRAV ENTERPRISES LIMITED	82000	8.200	-Pro
4	10113487	LYNX MACHINERY AND COMMERCIALS L	244500	24.450	-Pub
5	00014613	MRUGESH TRADING LIMITED	104500	10.450	-Pro
6	00013259	SHRI GURUDEV EN TRADE LTD	104500	10.450	-Pro
7	00013381	VISHVPRABHA TRADING LTD	104500	10.450	-Pro
		Total Locked in Shares	865000	86.500	



(II)(a) Statement showing details of Depository Receipts (DRs)

Sr. No.	Ref-Num	Name of theHolder	Type of outstanding DR (ADRs, GDRs, SDRs, etc.)	Number of outstanding DRs	Number of shares underlying outstanding DRs	Shares underlying outstanding DRs as a percentage of total number of shares {i.e., Grand Total (A)+(B)+(C) indicated in Statement at para (I)(a) above}



(II)(b) Statement showing Holding of Depository Receipts (DRs), where underlying shares held by Promoter/Promoter Group are in excess of 1% of the total number of shares

Sr. No.	Ref-Num	Name of the DR Holder	Type of outstanding DR (ADRs, GDRs, SDRs, etc.)	Number of outstanding DRs	Number of shares underlying outstanding DRs	Shares underlying outstanding DRs as a percentage of total number of shares {i.e., Grand Total (A)+(B)+(C) indicated in Statement at para (I)(a) above}

